



# Welcome to Year 3!

Information Evening 24.06.2025



# Key points ...



- **Who's Who**
- **Our Vision and Values**
- **Our Year 3 Curriculum**
- **Home Learning**
- **Our School Day**
- **Uniform**
- **Trips**
- **After School Clubs/ Lunch Clubs**
- **Phonics**

# Who's Who ...

## Our Senior Leadership Team



**Miss Culver**  
Head Teacher



**Mrs Manton**  
Assistant Head



**Mrs Preece**  
SENCO


## Our Admin Team



**Mrs Yates**  
Admin Office



**Mrs Thompson**  
Admin Office



**Mr Gluck**  
Business Manager

# Who's Who cont ...



## Year 3 Teachers



**Miss Rothnie**



**Mrs Milne**



**Miss Schofield**

# Our Vision

*We want the children of Anton Juniors to **REACH** for their ambitions in life through being Resilient, Empowered, Aspirational, Curious and Honourable.*



# Our Values



## Resilient

Being resilient means our children are confident to take risks and challenges in their learning with the ability to overcome barriers they may face.

## Empowered

Being empowered means our children have more confidence when making choices in their learning and when in social situations.

## Aspirational



Being aspirational means our children have a strong desire for success and achievement.

## Curious

Being curious means our children have a thirst for learning new skills and knowledge in different ways throughout the entire Anton curriculum.

## Honourable

Being honourable means our children have respect, honesty and fairness when becoming active members of their school and wider community.




# Our Year 3 Curriculum

Year	Autumn 1	Autumn 2	Spring 1	Spring 2	Summer 1	Summer 2
3	<b>Stone Age</b> How did Early Humans develop during the Stone Age?		<b>Iron Age</b> How did life change for people during the Iron Age compared to the Stone and the Bronze Age?		<b>The Romans in Britain</b> How did the Romans in Britain impact our lives today?	

Geography ~ Water/ Water Cycle

Around the World

Rainforest



# Home Learning



## Year 6 Weekly Homework Planner Summer Term 2 Week 4


Date given: Friday 20<sup>th</sup> June 2025 Date due: Thursday 26<sup>th</sup> June 2025

### Maths:


Complete the Maths challenge (see separate sheet) and stick in your homework book.

**Challenge:** Can you create one for your teacher to complete?  
(Numbers up to 5 digits only)


Look at the different pyramids. Use addition and subtraction to help you complete them. The first has been done for you as an example.




1



2



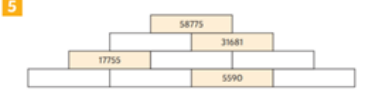
3




4



5



6



### Reading:

Don't forget to keep reading! Reading for pleasure is so important and can help your mind relax. Remember to keep recording your reads in your reading diaries. Please feel free to read other books too and write a comment for these too 😊  
[Eg Newspapers, magazines, poems etc](#)



### Times Tables:

A new battle has been created on TT Rockstars!



## BOBCATS Vs COYOTE

Who will come out on top?!

**Spellings:** forcibly, horribly, incredibly, legibly, possibly, responsibly, reversibly, sensibly, terribly, visibly

We will also have a project grid which will contain 4 art/ craft activities relating to the year group topics.

# Our School Day

**8:35** ~ Our gates open (Year 3 come in the main gate)

**8:35-8:50** ~ Children arrive and head to the classroom

**8:50-9:00** ~ Register and Early Morning Task in class

**9:00** ~ Assembly

**9:15** ~ Maths

**10:10** ~ Guided Reading

**10:30** ~ **BREAK TIME**

**10:45** ~ Spelling/ Hand Writing

**11:00** ~ English

**12:00** ~ **LUNCH TIME**

**1:00** ~ Register and 1:1 Reading/ Class Reading book

**1:20** ~ Foundation subject 1

**2:10** ~ Foundation subject 2

**3:10** ~ Timestable practice/ Class Read

**3:20** ~ **HOME TIME**



# Uniform



Bottle green sweatshirt, jumper or cardigan with AJS logo

White shirt, polo shirt or blouse

Grey/black trousers/smart shorts or a grey/black pinafore dress/skirt

**Leggings/cycling shorts should NOT be worn**

Flat black shoes – No trainers unless previously agreed with the head teacher



## PE

- ✓ Our PE kit consists of a plain green t-shirt and bottle green football shorts (not cycling shorts).
- ✓ Children will wear trainers for PE sessions outdoors.
- ✓ In the colder months, green or dark coloured (black, grey, dark blue) tracksuit bottoms and sweats hirts should be worn (not leggings).
- ✓ Long hair is to be tied back.
- ✓ Football strips are not suitable for PE lessons.
- ✓ Children will need a clearly labelled bag for PE clothes, which will hang in the cloakroom throughout the week and will be brought home for washing at the end of each half-term.

## Jewellery

- ✓ On health and safety grounds children are encouraged not to wear jewellery, as this can cause problems with safety during the school day.
- ✓ Small plain studs in pierced ears, small watches (excluding smart watches) and small objects of religious significance are allowed.
- ✓ For safety reasons, the county stipulates that the wearing of earrings during PE lessons is forbidden.
- ✓ Medical bracelets and medical necklaces are exempt from these rules.

## Make up and hair

- ✓ Make up (including nail varnish) are not permitted to be worn in school.
- ✓ Haircuts should be appropriate for school and not classed as 'extreme' e.g. completely shaved heads, shaved designs/patterns, Mohawk cuts or dyed hair.
- ✓ Hair accessories such as hair bands should be discreet e.g. no oversized bows, novelty headbands etc.



# Trips



## Autumn Term

Butser Farm (Stone Age)



## Spring Term

Marwell Zoo (Rainforest)

## Summer Term

Upton Court (Romans)



# After School/ Lunch Clubs

## Lunch Clubs

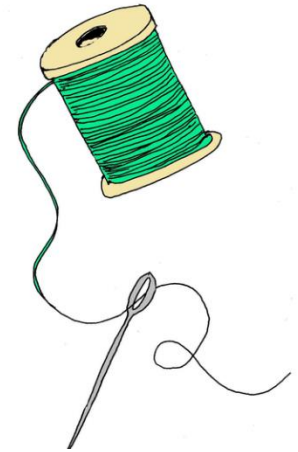
Lego Club

Calm and Creative

Film Club ~ Invite Only

Sports Clubs

\*NEW\* Magic Club



## After School Clubs

Sewing and Textiles

TT Rockstars

Homework Club

Art Club

Running Club



Football Club

Gymnastics

\*NEW\* Multi sports



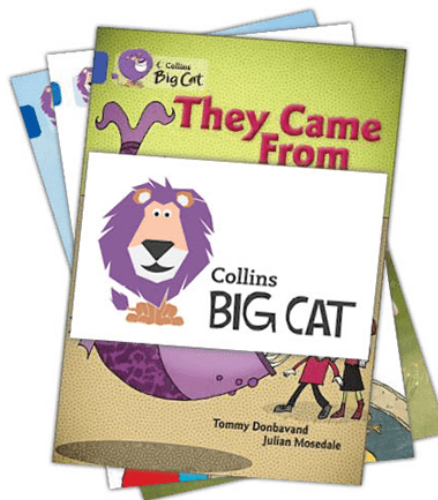
# Phonics



## Grapheme chart

## Phase 2 and 3

s	t	p	n	m	d	g	c	r	h	b	f	l	j	v
ss	tt	pp	nn	mm	dd	gg	ck	rr	h	bb	ff	ll	j	vv
ss	tt	pp	nn	mm	dd	gg	ck	rr	h	bb	ff	ll	j	vv
ck	cc													
w	x	y	z	qu	ch	sh	th	ng	nk	a	e	i	o	u
w	x	y	z	qu	ch	sh	th	ng	nk	a	e	i	o	u
			zz											
			s											
ai	ee	igh	oa	oo	oo	ar	or	ur	er	ow	oi	ear	air	
ai	ee	igh	oa	oo	oo	ar	or	ur	er	ow	oi	ear	air	



# Let's take a look ...

Feel free to look around the school,  
we will be here so please ask any  
questions!

