

# Year 4 Residential



# Staffing ...

**Mr Ewens**

**Miss Willing**

**Miss Rothnie**

**Mrs Sole**

**Mrs McMahon**

**Miss Grieve**

**Miss Culver will visit for the day on  
Tuesday.**

# Purpose of the evening

- To provide a rationale for why we carry out residential trips
- To give you an insight into Grittleton House as a place
- To let you know the sorts of activities that we will be doing during the time we are away
- To go through organisation

# Why?

- Allows children to participate in activities they can't do at school or at home.
- Builds co-operative relationships between peers.
  - Offers all children the opportunity to succeed.
- Builds relationships between pupils and teachers.
- Gives pupils the opportunity to spend time away from home thereby developing independence.
  - Enables pupils to access different locations.
    - **TO HAVE FUN!**



Bisninton: 5 miles

Indoor courts

Outdoor tennis courts

The Clock Tower

Garden House 1862/3

Orangerie & Italian-walled gardens

M. M. 5 miles

The Mausoleum

Carriage House

Apple Store

The Bells

The Horsecart

Grittleton House

The North Annex

St. Mary's

The Lodge

Castle Coombe: 4 miles

Grittleton House

Weddings, events and accommodation.




Map by Dracberry Jam

Alorton Road

Estate entrance

Chippenham Road

# The Menu! (Most important part!)

MONDAY	TUESDAY	WEDNESDAY
	<b>BREAKFAST</b>	<b>BREAKFAST</b>
<b>MARCH &amp; AUTUMN</b>	Choice of cereals Brown and White Toast Jam & Honey Sausages & Beans Fresh Fruit Yoghurts Tea,Coffee,Water, Orange & Apple Juice	Choice of cereals Brown and White Toast Jam & Honey Beans & Scrambled Eggs Fresh Fruit Yoghurts Tea,Coffee,Water, Orange & Apple Juice
	<b>LUNCH</b>	<b>LUNCH</b>
	Soup of the Day & Roll  Salad bar  Fresh Fruit Tea,Coffee,Water & Squash	Sausage Rolls  Salad bar  Fresh Fruit Tea,Coffee,Water & Squash
<b>DINNER</b>	<b>DINNER</b>	
Option 1 Chicken Korma, Rice and Naan Bread	Option 1 Beef Spagetti Bolognese & Garlic Bread	
Option 2 Veggie Korma, Rice and Naan Bread	Option 2 Veggie Spagetti Bolognese & Garlic Bread	
Option 3 Mac & Cheese	Option 3 Veggie Cottage Pie & Veg	
Salad bar	Salad bar	
Dessert	Dessert	



Dining room

# Kit List

Please find below the kit list for your children to bring on their residential trip with Grittleton Adventures:

- Nightwear
- Duvet Cover and Pillowcase (duvet and pillow provided)
- Slippers – **Please Ensure Slippers are Included**
- Toiletries bag and contents  
(Including but not exclusive to - Tooth Brush & Paste, flannel, Shower Gel/Shampoo, hairbrush)
- Towel (to be used in accommodation for Showering/Washing)
- Old sweatshirts or fleeces
- T-shirts – recommended 6 for a 4-Night trip and 4 for a 2-night trip
- Shorts (knee-length)
- Strong, loose-fitting trousers/tracksuit bottoms – Recommended at least 4 pairs of for 4-Night trips, 3 pairs for 2-night trips
- Underwear – 6 for 4-nights trips 4 for 2-night trips
- At least 6 pairs of socks for a 4-night trip and 4 pairs for a 2-night trip
- 2 pairs of trainers - non-designer recommended
- 1 pair of very old trainers for wet/muddy activities
- Waterproof coat (and waterproof trousers if possible)
- Small rucksack
- Named bin liners (not black) for bringing any damp or wet clothes/towels home (black bin liners can be mistaken for rubbish bags!)
- Plenty of appropriate factor sun cream
- A sunhat
- Packed lunch for arrival day
- Any medication required including spare asthma inhalers
- Refillable drinking water bottle

This is our standard recommended kit list, however dependent on the time of year you are visiting us or if we are experiencing unseasonably warm/cold weather conditions it may be necessary for you to amend some of the garment quantities listed above accordingly.

**PLEASE NAME**  
**ARTICLES** as far as possible.

# Monday

- Coach arrives at approximately 11.30am.
- The children will eat their **packed lunch from home** then be shown to their rooms. They will be expected to make their own beds! 😊
- They will then meet the Grittleton Team and go to their first activity.



# Our Activities ...





Zorbing  
Crate Challenge  
Sensory Adventure  
Buggy Building  
Water Wars  
Circus Workshop

## **Evening Activities**

Campfire  
Mystery at the Manor







# Timetable



## Anton - Activity Program

Monday	Travel to Centre – Arrival <b>11.30am</b>				2pm	1 <sup>st</sup> Activity 3.45pm	Evening Activity 7pm			
Group 1	Welcome to Grittleton Adventures Followed by Centre Orientation, Packed Lunch and Welcome Games				Settle into Accommodation	Battle Stations	Mystery at the Manor			
Group 2										
Group 3										
Group 4										
Tuesday	Morning Activity 1 9.15am	Mid-Morning Break	Morning Activity 2 11am	Lunch – 1.15pm	Afternoon Activity 1 2pm	Mid-Afternoon Break	Afternoon Activity 2 3.45pm	Dinner – 6.15pm	Evening Activity 7pm	
Group 1	Crate Challenge		Sensory Adventure		Water Wars		Circus Workshop		Campfire	
Group 2	Sensory Adventure		Crate Challenge							
Group 3	Water Wars		Body Zorbing				Crate Challenge			
Group 4			Circus Workshop				Body Zorbing			
Wednesday	Pack and exit Accommodation followed by Breakfast at <b>9.15am</b>				Lunch - Say Goodbyes and depart Centre <b>12.30pm</b>					
Group 1									Final Activity 10am	Body Zorbing
Group 2									Circus Workshop	
Group 3									Battle Stations	
Group 4										

\*Program can be subject to change following arrival at centre.

# The Shop ...



Please only send a maximum of £10 in a named wallet/envelope.

The children will **not** be able to buy sweets/ chocolate or fizzy drinks in the shop.

# Arriving at school

- ▶ Please drop children to school at normal time.
- ▶ The bags will go outside the MADD room.
- ▶ Please have any medicines in a separate bag / container with full instructions of what/when they need to be taken (including inhalers). Please take to Miss Culver and Mrs McMahon who will be inside the MADD room.
- ▶ Medical forms should have already been returned to the school office. Do let us know if anything changes before the residential.
- ▶ Clothing / equipment list (no sleeping bag needed)
- ▶ There is no need to bring any pencil cases or other stationary
- ▶ Children are not allowed to bring any electrical / equipment, but can bring a book (and a teddy!)
- ▶ No SWEETS please



# Medication

**Any prescribed medication must be handed to Miss Culver and Mrs McMahon, with appropriate paperwork completed.**

- ▶ Please make sure all medicines are clearly labelled and ensure there is enough for the duration of the residential.
- ▶ Only prescription medication, which is signed over to the school, will be taken.

# FAQ

## **What if my child has a birthday while they are away?**

Please let us know and we will make a fuss of them!

## **What will we do if your child is feeling homesick?**

We will do all that we can to encourage them and chivvy them along. However if it becomes really significant then we will ask parents to come and collect their child.

We would also contact parents if any child was persistently behaving poorly and ask them to collect their children from the site.

# Keeping up to date

➤ Please check our website. This will be updated each evening by Miss Culver.

<https://www.antonjuniorschool.com/year-4/>

➤ Check permissions on Arbor for photos.

➤ We will add a summary of the events of each day after the children have gone to bed. Please bear in mind our focus during the week is the wellbeing and enjoyment of your children – the staff will be on duty all day, every day, for 3 days so please understand that this will be our focus rather than updating the website. Be reassured that we will contact you if there is a need to do so.

# Returning to school

We will aim to leave the centre around lunchtime so expect to return around 2.30pm.

Collection will be as normal at 3.20pm.

Parents/ Carers can collect the bags from the MADD room at this time.



If you want to find out more please have a look at the Grittleton website:

<https://www.grittleton-adventures.co.uk/activities>

This Powerpoint will be on the school website.

# Thank you for coming

▶ Any questions?

